



# AUSTRALIA'S GRANT-MAKING CHARITIES IN 2016

**10,398**  
AUSTRALIAN CHARITIES  
WERE INVOLVED IN  
GRANT-MAKING



GRANT-MAKING CHARITIES HAD

**\$16.5 billion**  
in total revenue

CONTROLLED

**\$56.5 billion**  
in total assets



**103,211**  
PAID STAFF



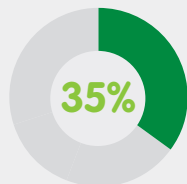
**81%** operate with  
NO PAID STAFF

AND PROVIDED

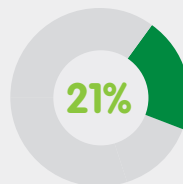


**\$4 billion**  
in grants and donations

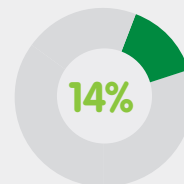
How did charities  
DISTRIBUTE GRANTS?



majority through  
public or open  
processes



through  
multi-year  
grants



to  
rural and  
regional  
recipients

Read the full report at: [australiancharities.acnc.gov.au](https://australiancharities.acnc.gov.au) #AusCharities2016